

/ FEATURES




- 90° fixed cutting angle for metal sheet.
- Machine adopts hydraulic lower-driven system to improve the cutting strength.
- Operation models for selection: single and inching.
- Adjustable angle and dimension positioning system improves cutting precision.
- Compact structure and easy operation.
- Low working noise and high cutting efficiency.

SPECIFICATION


• QF28Y FIXED ANGLE HYDRAULIC

Model		Unit	3*200	4*250	6*250	8*300	10*300
Cutting Thickness	MS	mm	0.5-3.0	0.5-4.0	0.5-6.0	1.0-8.0	1.0-10
	SS	mm	0.5-1.5	0.5-2.0	0.5-3.0	1.0-4.0	1.0-5.0
Cutting Length		mm	200	250	250	300	300
Cutting Angle		°	90°	90°	90°	90°	90°
Stroke Time		Times/Min	≥40	≥35	≥35	≥30	≥25
Worktable Height		mm	820	850	850	900	900
Motor Power		KW	3	4	4	5.5	5.5
Dimension	Length	mm	810	910	910	950	1020
	Width	mm	720	760	810	820	910
	Height	mm	980	1050	1050	1150	1190
Weight		KG	590	680	710	850	1120

/ STANDARD EQUIPMENT




Sheet Metal Clamp



Upper And Bottom Blade



Oil Lubrication



Foot Switch



Fast Positioning System



Discharge Port